

# Corporate Presentation for 2024

---



KUANGLI BIO-TECH  
HOLDINGS

# Kuangli Bio-tech Holdings Co., Ltd

(Original Name: Kuangli Photoelectric Technology Co., Ltd.)

Stock Symbol : 6431

# Disclaimer



KUANGLI BIO-TECH  
HOLDINGS

- The forward-looking information presented in this presentation and related disclosures, including operational outlook, financial condition, and business forecasts, are based on internal data and information derived from the overall economic development situation, as of the time of this disclosure.
- The actual operational results, financial condition, and business performance of the company in the future may differ from the forward-looking information presented. Various factors, including but not limited to changes in market demand, policies and regulations, overall economic conditions, and other risks beyond the company's control, could contribute to such differences.
- The information provided in this presentation reflects the company's views as of the present moment regarding the future. It is neither expressly nor implicitly stated or guaranteed to be accurate, complete, or reliable. The company is not responsible for updating or revising the content of the presentation for any changes or adjustments that may occur in the future.



# The content of the briefing

**1** Company  
Profile

**2** Business  
in China

**3** Business  
in Taiwan

**4** Financial  
Information

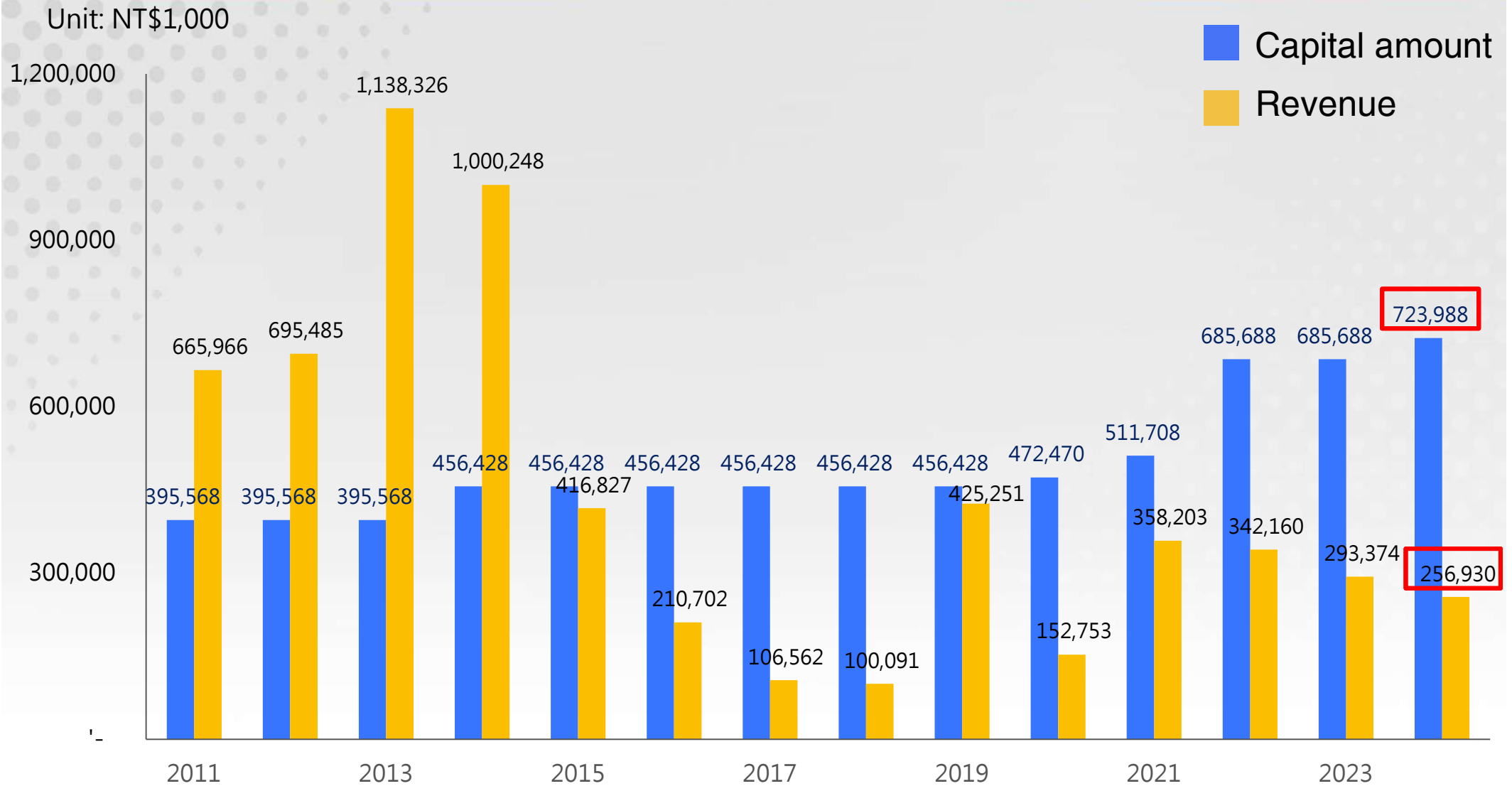
**5** Q&A



KUANGLI BIO-TECH  
HOLDINGS

# 1. Company Profile

# The historical capital and revenue data of Kuangli Bio-tech Group over the years.



Note: Data are not available for 2002-2010

# The Chronicle of Kuangli Bio-tech Group



## Photoelectric period

## Restructuring period

## Post-restructuring period

2002  
-2013

- Kunshan Kuangli Optoelectronic Technology Co., Ltd. was established in May 2002
- Xinguangtai Optoelectronic Technology Co., Ltd. was established in December 2005
- Nuowei Optoelectronic Technology Co., Ltd. was established in August 2009.
- In May 2013, the group structure was reorganized, with Cayman Kuangli Optoelectronic Technology Co., Ltd. established as the ultimate parent company.

2014

- In July 2014, Taizhou Kuangli Optoelectronic Technology Co., Ltd. was established.

- In December 2014, Kuangli Optoelectronic Technology Co., Ltd. was listed on the Taiwan Stock Exchange.

2019  
-2020

- In May 2019, an investment was made in Alliance Capital Investment INC.
- In September 2019, all shares of Taizhou Kuangli Technology Co., Ltd. were sold.
- In October 2020, an investment was made in Alliance Capital Investment INC.

2021

- In January 2021, a cash capital increase was carried out with the issuance of 4,800,000 common shares.
- In June 2021, the majority stake in ACIM was acquired.
- In June 2021, a private placement of 728,000 common shares was conducted.
- In October 2021, the 100% equity of Kunshan Xinguangtai Optoelectronic Technology Co., Ltd. was sold.
- In October 2021, the 49% equity of Kunshan Kuangli Optoelectronic Technology Co., Ltd. was sold.
- In November 2021, Kuangli Optoelectronic Technology Co., Ltd. officially changed its name to Kuangli Bio-tech Holdings Co., Ltd.

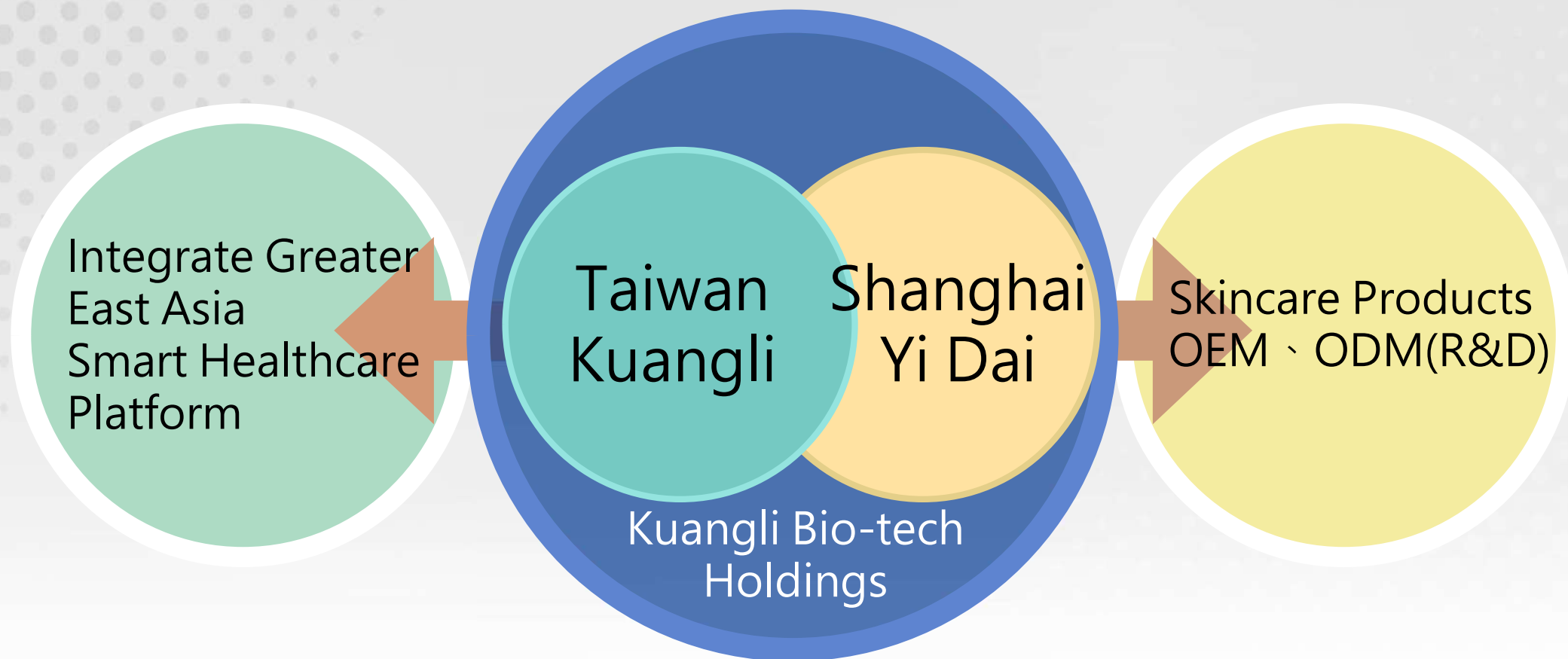
2022 - 2024

- In January 2022, the complete equity of ACIM was acquired.
- In February 2022, a private placement of 11,330,000 Class A Preferred Shares and 6,068,000 common shares was conducted.
- In June 2022, the business classification changed from "Optoelectronics Industry" to "Biotechnology Industry."
- In July 2022, the 51% equity of Kunshan Kuangli Optoelectronic Technology Co., Ltd. was sold.
- In June 2023, Yi dai in Shanghai established a new facility covering an area of 31,000 square meters.
- In 2023, Kuangli Bio-tech Holdings Group launched a new Healthcare integration brand platform called G CLINIC.
- In February 2024, a private placement of 3,830,000 common shares was conducted.

# The current business structure of the Kuangli Bio-tech Group



KUANGLI BIO-TECH  
HOLDINGS



Consumer bio-tech and Healthcare bio-tech



KUANGLI BIO-TECH  
HOLDINGS

## 2. Business in China

# Shanghai Yi Dai Company Profile



OEM/ODM  
R&D Team and Product Design

Service

Standard

GMP Professional Cosmetic Factory

100,000 Level Clean Workshop  
ISO22716

Production

Founded

Founded in 2009

New Factory 31,000m<sup>2</sup>

20 Production Lines

167 Employees

Address: no. 1228, yexinhighway,  
yexietwon, songjiang district,  
Shanghai

# Domestic & International Exhibitions Innovation is endless



HONG KONG  
2020CIBE



HONG KONG  
2019香港亞太展



JAPAN  
2018日本展



2019中國美妆供應鏈展IPDM



2017美博會



2019廣州美博會



2020CBE美博会



SHANG HAI  
2019CBE美博會



SHANG HAI  
2024CBE美博會



SHANG HAI  
2021CBE美博會



SHANG HAI  
2023CBE美博會



SHANG HAI  
2018CBE美博會


# Product Introduction



面貼膜



塗抹式面膜



潔面



化妝水



精華液



原液



乳液



膏霜



防曬類



氣墊、隔離



洗護類

# Business in China-Strategy development



KUANGLI BIO-TECH  
HOLDINGS

## Development of new products and technologies

Professor Hong Weizhang, former director of the Institute of Cosmetic Science and Technology of Jianan University of Pharmacology, was recruited as the vice president of R&D, and the establishment of the R&D center was expanded.

## The new plant was completed

At present, the new plant has been completed and put into operation in June 2023, and the production capacity is expected to increase by 2-3 times.

## Development of new customers and cutting-edge customers

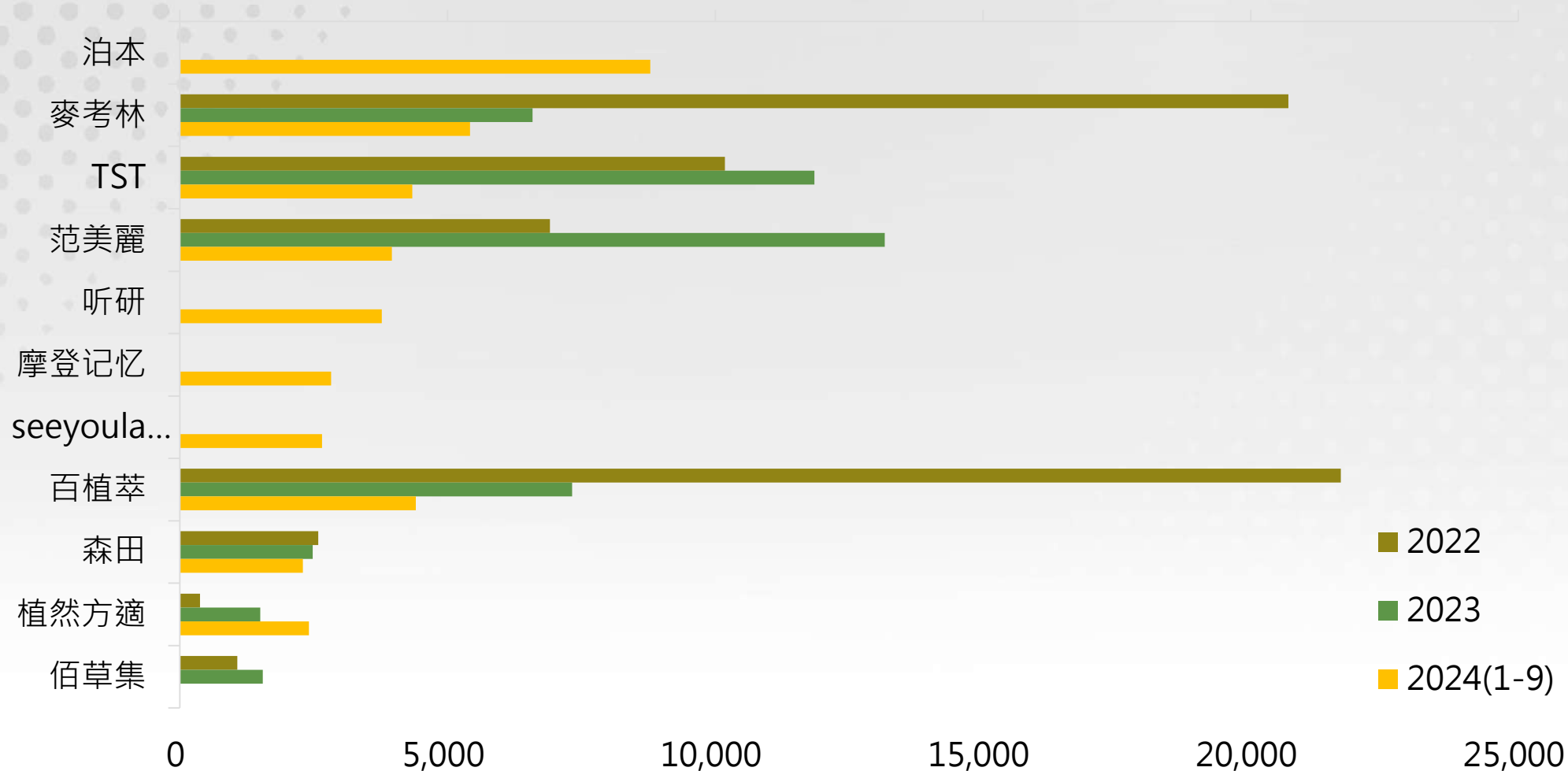
Strive for the development of new customers and cutting-edge customers, New customers in 2023 include new customers such as Boben, Biolab, Modern memory and seeyoulady等新客戶。

## Development of pet care related products

In view of the huge pet-related market in China, pet owners have developed pet-related products, including pet toiletries and ear cleansers.

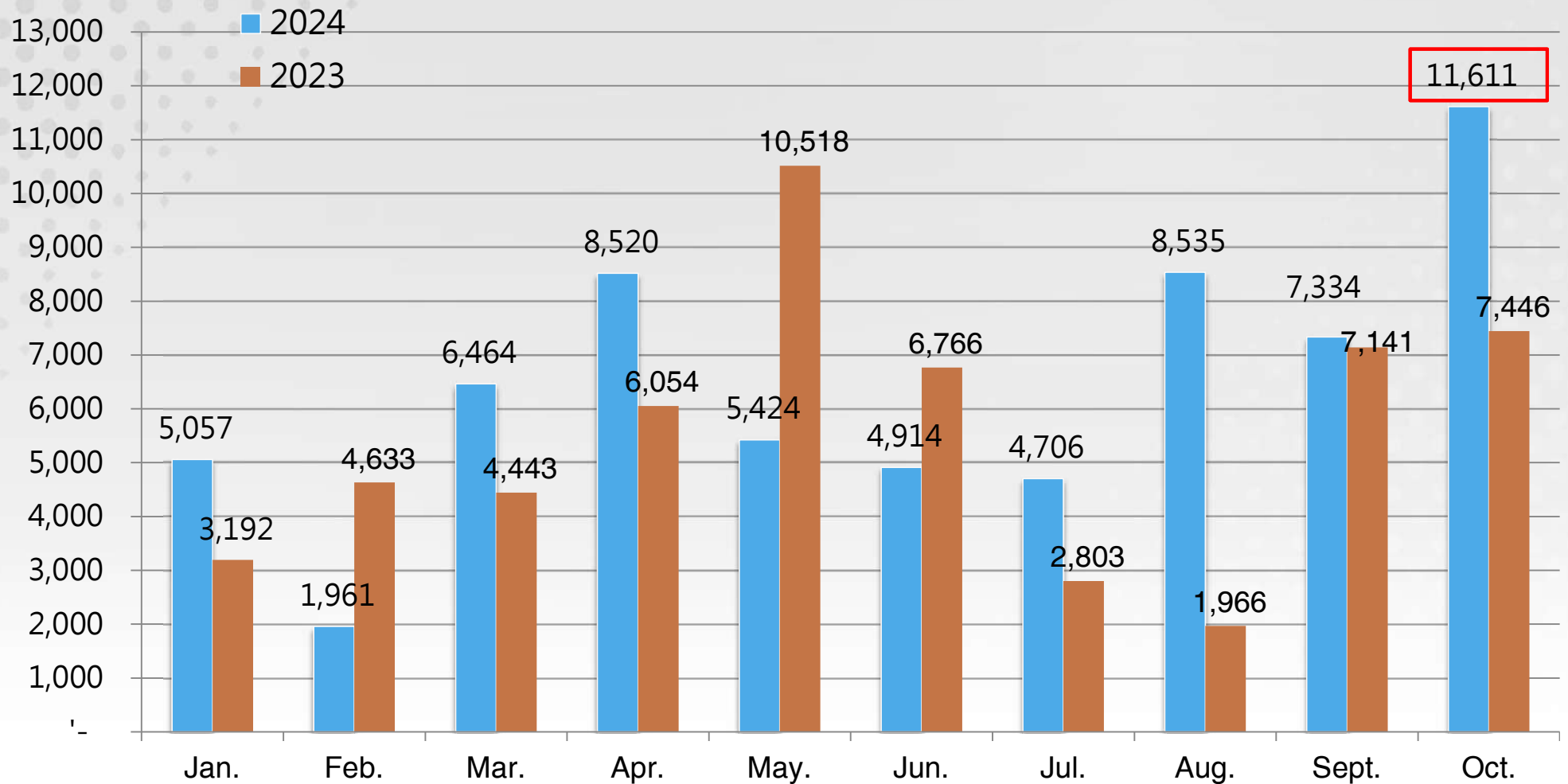
# Yi Dai Major Clients 2022-2024(1-9) Revenue

Unit: RMB (thousand) yuan



# Yi Dai 2023&2024/1-10 Revenue

Unit: RMB (thousand) yuan

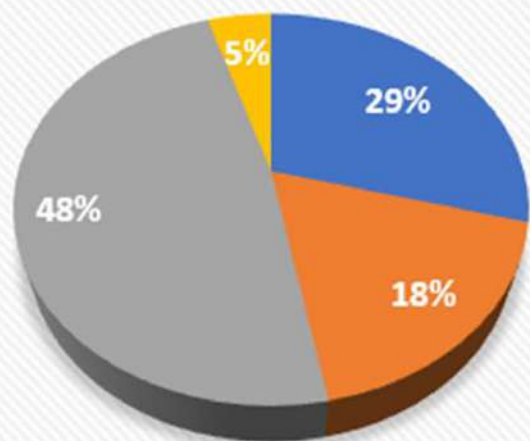


# Shanghai Yi Dai -Percentage of Revenue Portfolio



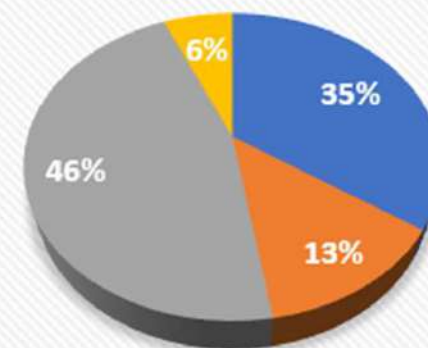
KUANGLI BIO-TECH  
HOLDINGS

## 2024年1~9月營收組合 佔比



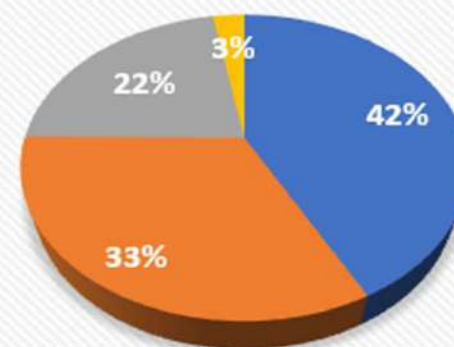
■ 化妝水類 ■ 面膜類 ■ 其他膏狀類 ■ 其他類

## 2023年1~12月營收組合 佔比



■ 化妝水類 ■ 面膜類 ■ 其他膏狀類 ■ 其他類

## 2022年1~12月營收組合 佔比



■ 化妝水類 ■ 面膜類 ■ 其他膏狀類 ■ 其他類

# 3. Business in Taiwan

## SmartHealthcare Integration Platform

### G CARE



Global G  
Longevity Medicine Integration  
Cancer Healthcare Integration  
Anti-Aging  
Exercise Prescription Platform

### G SMART



Telemedicine  
Cloud-based Smart Healthcare  
Monitoring and Prevention  
System  
Member Health Management  
Service Platform  
Digital Health and  
Wellness Integration

### G FUTURE



Personalized Cell Therapy  
Development  
Immunocellular Therapy  
Development  
Stem Cell Secretome  
Development  
Plasma Product Development

# G CARE : Strengthening Specialized Consultations & Regional Joint Defense System



KUANGLI BIO-TECH  
HOLDINGS

## Regional Alliance



# G CARE : Strengthening Franchise System Support and Guidance Process



KUANGLI BIO-TECH HOLDINGS

## Refined SMART Brand Management and Operations



### Focused on Partner Operations

G(Glory) CLINIC is focused on the success of partner management, continuously developing the brand and integrating resources to enter new markets.



### Strong Brand Management Team

G(Glory) CLINIC has the strongest brand management team, providing the most systematic branding and marketing strategies, including assisting doctors with professional marketing.



### Providing Strong Background Support

G(Glory) CLINIC becomes a strong and reliable background support for doctors, allowing them to focus on their own medical specialties.



### Systematic Brand Operations

G(Glory) CLINIC provides the most comprehensive systematic branding and operational strategies, helping partners effectively improve their business performance.

**Strengthening Standard Operating Procedures for Clinic Opening Support**

# G CARE : Enhancing Brand Image and Value




KUANGLI BIO-TECH HOLDINGS



Brand Image Gallery Grand Opening  
Physician Team Image Building  
Community、Online Marketing Promotion

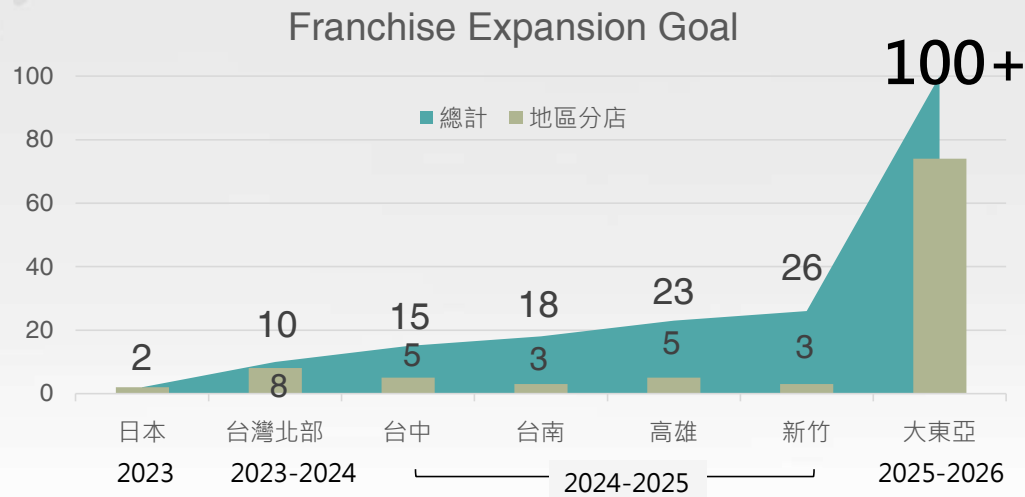


# G CARE : Franchise/Alliance Point Deployment Target



**Outstanding Brand Reputation**

G Medical System possesses globally leading cell therapy clinical technology. By combining the rich experience of Taiwan's medical team, G Chenyau has earned a high reputation and reliability in the industry.



The leading smart healthcare brand in Asia

# G CARE : Franchise/Alliance Current Status of Locations



KUANGLI BIO-TECH HOLDINGS

## G 宸曜 Service Location

宸曜  
神經醫學中心

宸曜  
代謝醫學中心

宸曜  
循環醫學中心

- 日本東京 藏前内科クリニック
- 日本品川 グロオーリィクリニック ( 建置中 )

- 台北 宸曜診所 敦北 神經
- 台北 宸曜診所 長康 循環
- 台北 中崙國際診所 代謝
- 台北 麥茵茲美型診所 聯盟
- 台北 牛津眼科診所 聯盟
- 台北 孟德爾診所 聯盟
- 桃園 好時光診所 循環
- 台中 G宸曜 (籌備中) 代謝
- 台南 G宸曜(籌備中) 神經
- 高雄 康萊診所 循環

# G SMART Platform



Mobile System  
Client Records



上架中



Cloud  
Backend

## G SMART Platform -NTU Hospital Collaboration Project

### 病房設備建置



- 病房病人 vital sign 數據即時回傳護理站-院內獨立 Server(數據保全)
- 護理站/醫師後台 監控
- 病人 數據異常警示
- 緊急事件LINE訊息 即時通知負責護理人員

## G FUTURE



Personalized Cell Therapy  
Development  
Immunocellular Therapy  
Development  
Stem Cell Secretome  
Development  
Plasma Product  
Development



## HeXun Biosciences Co., Ltd.- Regenerative Medicinal Product Development

Regulations of Special Medical Techniques-

Contract Development :

Mesenchymal Stem Cell (MSC) Therapy for

Degenerative Arthritis Project

Autologous Immune Cell (CIK) Therapy for

Various Cancer Treatment Project

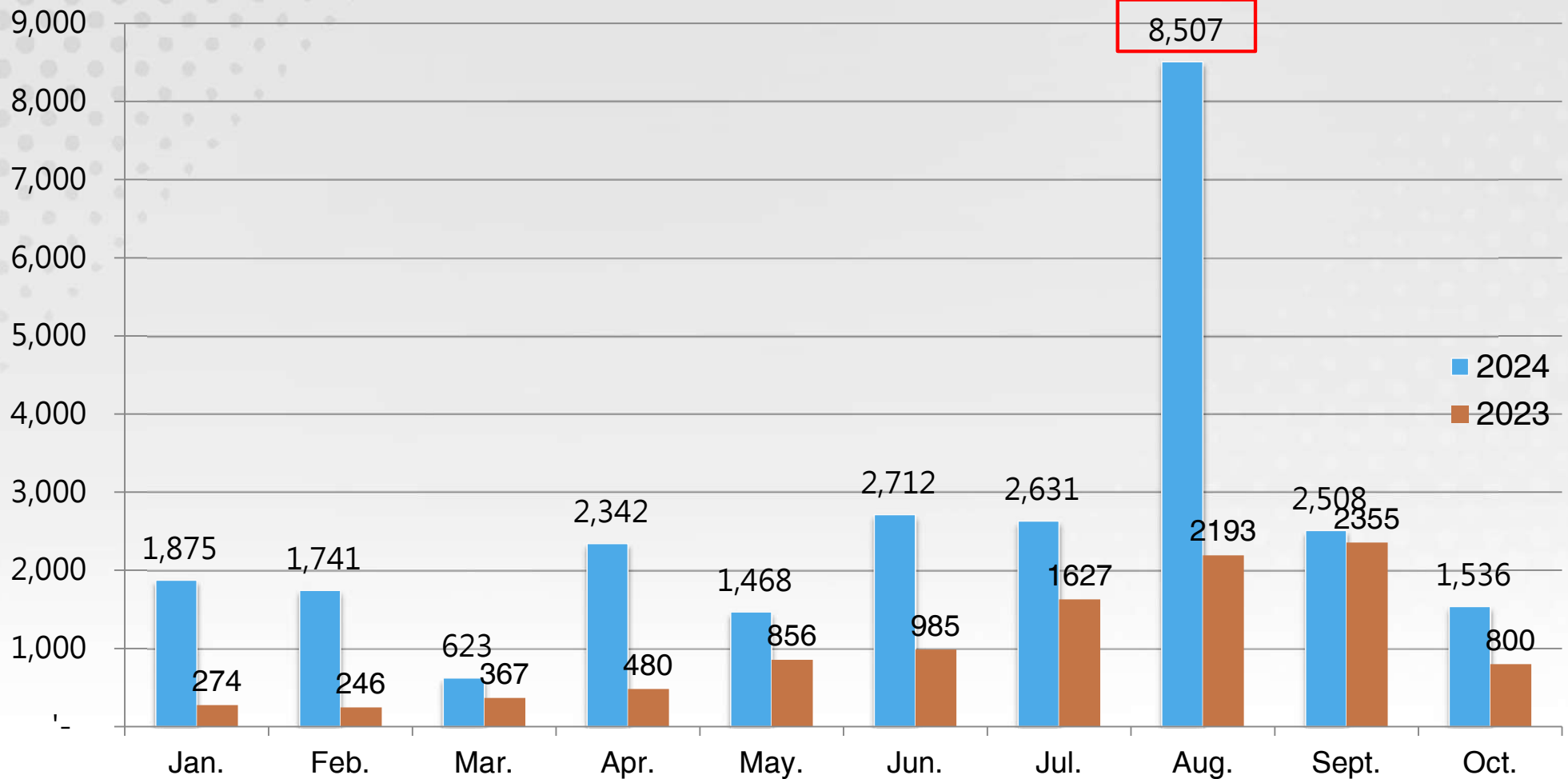
Used for bridging the G Clinic channel with hospitals,  
enhancing customer solutions

# Taiwan Kuangli 2023&2024/1-10 Revenue



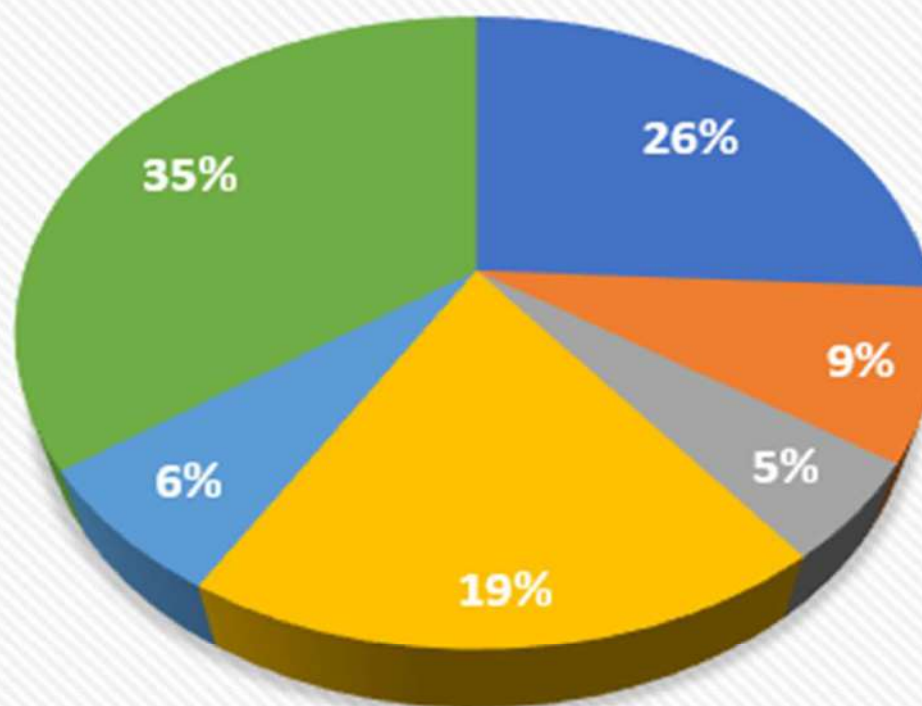
Unit: NT\$1,000

Note: Includes monthly fixed rent income





## 2024年1~10月營收組合 佔比

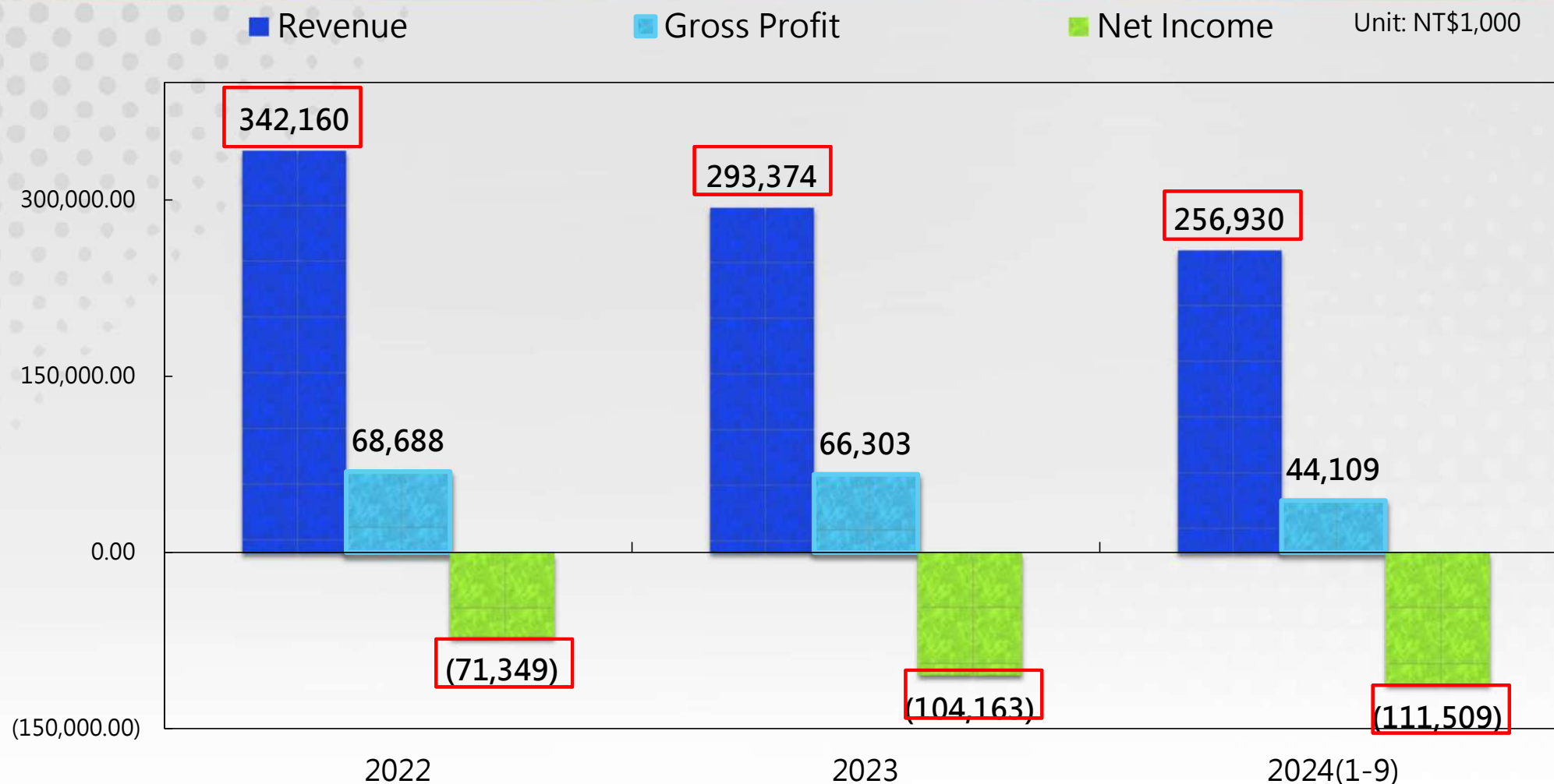


■ 保健產品 ■ 租賃 ■ 品牌商標授權 ■ 健康顧問服務 ■ 檢驗服務 ■ 其他

# 4. Financial Information

Financial results for the first three  
quarters of 2024(Consolidated)

# Consolidated Revenue , Gross Profit & Net Income



Note : Kuan Li Group has accumulated a 51% stake in ACIM since June 2021, and has included ACIM's revenue and financial statements in the consolidated financial statements starting from June 2021. In January 2022, Kuan Li Group acquired the remaining 49% stake, thereby obtaining 100% ownership of ACIM.

# Key Financial Ratios



NT\$ Thousand	2022.12.31	2023.12.31	2024.09.30
Current Ratio	146.63%	107.98%	94.61%
Debt Ratio	39.69%	46.52%	45.80%
Debt-To-Equity Ratio	65.82%	86.99%	84.50%
Net Asset Value	9.81	8.14	7.27
EPS (The merger benefits are for one quarter)	(1.22)	(1.82)	(1.66)

Note: As of September 30, 2024, the company's shareholders' equity is NT\$526,392 thousand; the common shares total 72,399 thousand shares, with a net value per share of NT\$7.27.

**Thank You**  
**Q&A**